




# Individual Results Shooting

## Résultats individuels Tir



Year/Année:

2024





team	First Name	Name	Cat	Prec.	Rapid	Pts	Prec.	Rapid	Pts	Total Competition Points	Position
DEU1	Thomas	Kräuter	Vet	70	71	141	75	83	158	875	1
DEU2	Christian	Lange	Vet	61	67	128	74	90	164	840	2
INT4	Margus	Andresson	Vet	65	71	136	72	83	155	835	3
USA4	David	Duran	Nov	72	75	147	66	75	141	820	4
INT2	Lars Tore	Ruud	Vet	75	82	157	60	68	128	805	5
EST3	Marek	Zahkna	Vet	72	75	147	61	74	135	790	6
FIN6	Johannes	Siirilä	Vet	70	64	134	74	71	145	775	7
DEU2	Jonathan	Häuber	Vet	66	53	119	76	83	159	770	8
INT5	Rain	Muru	Exp	71	54	125	73	79	152	765	9
INT3	Daniel	Uphaus	Exp	78	68	146	69	61	130	760	10
USA1	Conner	Williams	Exp	77	61	138	67	71	138	760	11
DEU1	Paul	Deiter	Exp	52	57	109	79	86	165	750	12
CHE1	Elia	Siegrist	Exp	73	57	130	67	75	142	740	13
CHE1	Samuel	Lutz	Exp	66	74	140	64	68	132	740	14
FIN6	Janne	Hyvärinen	Vet	78	39	117	75	79	154	735	15
ZAF2	David Hermanus	Labuschagne	Vet	64	65	129	61	79	140	725	16
USA4	Layton	Thorpe	Nov	57	75	132	70	61	131	695	17
DEU2	Julian	Moesle	Exp	69	46	115	64	82	146	685	18
NLD4	Erik	Lammerts van Buere	Exp	65	68	133	55	71	126	675	19
NLD4	Jochem	Ras	Exp	74	57	131	51	76	127	670	20
DEU1	Dominik	Illichmann	Vet	67	49	116	62	79	141	665	21
NLD3	Max	van Veldhuizen	Exp	75	61	136	51	69	120	660	22
ZAF2	Stembiso Richman	Hlope	Exp	46	68	114	74	68	142	660	23
FIN6	Mikko	Välivirta	Vet	76	50	126	58	72	130	660	24
INT3	Broadhead	Sterling	Vet	76	28	104	73	75	148	640	25
USA3	Thomas	Sebastiani	Nov	71	31	102	78	69	147	625	26
USA6	Brianna	Mirmina	Fem	65	64	129	70	50	120	625	27
EST3	Marek	Soop	Exp	43	72	115	58	72	130	605	28
INT1	Matthias	Blaschke	Vet	75	82	157	68	16	84	585	29
NLD2	Anne	van Zuijlen	Fem	50	49	99	77	64	141	580	30
USA2	Jack	Straub	Nov	65	28	93	72	75	147	580	31
INT6	Godfrey	Sauls	Nov	67	50	117	58	62	120	565	32
USA1	James	Fink	Exp	65	50	115	64	57	121	560	33
SWE1	Maria	Craelius Tham	Fem	68	70	138	51	45	96	550	34
INT6	Severin	Stiner	Vet	62	31	93	54	86	140	545	35
USA2	Thomas	Doles	Nov	57	35	92	73	68	141	545	36
FIN5	Samuli	Manninen	Nov	80	46	126	52	54	106	540	37
FIN3	Mirka	Mannersuo	Fem	69	54	123	59	49	108	535	38
BWA1	Tumisang	Nokaneng	Fem	57	68	125	47	58	105	530	39
NLD4	Twan	Roovackers	Exp	75	49	124	57	49	106	530	40
USA6	Jessica	Romero	Fem	60	42	102	57	69	126	520	41
USA3	Benjamin	Latham	Nov	60	61	121	76	28	104	505	42



team	First Name	Name	Cat							Total Competition Points	Position
				Prec.	Rapid	Pts	Prec.	Rapid	Pts		
USA3	Mandy	Kannapel	Nov	71	28	99	58	68	126	505	43
CHE1	George	Kelterborn	Exp	52	54	106	74	44	118	500	44
BWA1	Michelle Kelly	Katse	Fem	53	61	114	60	49	109	495	45
NLD2	Myrthe	Veldman	Fem	68	47	115	54	54	108	495	46
SWE2	Alexander	Persson	Nov	57	51	108	59	55	114	490	47
BWA4	Samuel	Ramakwati	Nov	68	64	132	54	35	89	485	48
BWA2	Mosabata Candy	Mosebi	Fem	65	52	117	47	54	101	470	49
USA4	Trenton	Tuberosa	Nov	55	51	106	64	47	111	465	50
FIN1	Elina	Lehtinen	Fem	62	57	119	52	45	97	460	51
EST3	Risto	Randma	Nov	72	42	114	55	47	102	460	52
BWA3	Doctor Mooki	Kaijela	Nov	51	35	86	61	68	129	455	53
FIN3	Linnea	Saarikangas	Fem	70	16	86	54	69	123	425	54
BWA3	Ronald Khutshwane	Daniel	Nov	69	47	116	39	54	93	425	55
SWE2	Harald	Bönner	Nov	70	31	101	40	64	104	405	56
INT1	Alex	Nevalainen	Nov	51	34	85	58	61	119	400	57
INT5	Carmen	van Polanen Petel	Fem	46	28	74	58	72	130	400	58
USA2	Thomas	Hunt	Nov	59	30	89	64	51	115	400	59
FIN1	Hilja	Hautamäki	Fem	53	12	65	63	75	138	395	60
ROU1	VASILE	BAKSAI	Nov	56	42	98	60	42	102	380	61
FIN2	Aki	Nummela	Nov	64	35	99	28	72	100	375	62
ROU1	CATALIN	ALEXANDRU	Nov	56	12	68	66	65	131	375	63
FIN5	Jyri	Hoffren	Nov	63	28	91	44	64	108	375	64
EST1	Oskar	Kivisiv	Nov	68	0	68	59	71	130	370	65
EST2	Karmen	Alnek	Fem	60	69	129	44	24	68	365	66
INT6	Aune	Surva	Fem	63	47	110	18	68	86	360	67
FIN4	Joni	Hyväri	Exp	63	40	103	45	47	92	355	68
USA5	Charles	Dishman	Nov	69	43	112	28	51	79	335	69
SWE2	Tobias	Åberg	Nov	71	57	128	24	19	43	330	70
INT4	Peter Friso	Boogert, van der	Exp	63	27	90	68	31	99	325	71
INT2	Sami	Salo	Nov	64	31	95	39	54	93	320	72
SWE1	Sofie	Vistrand	Fem	63	60	123	53	12	65	320	73
DNK1	Anne Katrine	Boesgaard	Fem	58	68	126	24	16	40	320	74
EST2	Pauliine	Nettan	Fem	55	71	126	48	12	60	320	75
USA5	Zachary	Mills	Nov	64	61	125	46	0	46	315	76
ROU1	NICUSOR	SIMILEA	Nov	70	12	82	51	51	102	300	77
INT1	Anah Khutsi	Nkosi	Fem	55	24	79	43	58	101	280	78
USA1	James	Lavoie	Exp	78	0	78	45	57	102	280	79
DNK1	Mille Fie	Hewalo	Fem	69	0	69	53	58	111	280	80
EST2	Margit	Vaarma	Fem	52	58	110	51	19	70	280	81
NOR1	Øystein	Johnsen	Nov	55	23	78	74	27	101	275	82
FIN2	Teijo	Sirniö	Exp	51	50	101	47	28	75	260	83
NLD3	Ruben	Puntman	Exp	21	33	54	58	55	113	255	84
NLD1	Dirk	Kanters	Nov	44	35	79	67	28	95	250	85
EST1	Sander	Linnus	Nov	60	15	75	55	42	97	240	86
FIN5	Janne	Ahola	Nov	56	15	71	60	40	100	235	87
BWA4	Kagiso Same	Mooketsi	Nov	62	47	109	0	21	21	235	88



team	First Name	Name	Cat							Total Competition Points	Position
				Prec.	Rapid	Pts	Prec.	Rapid	Pts		
NOR1	Henrik	Testmann-Koch	Nov	55	12	67	45	58	103	230	89
NLD3	Twan	Nieboer	Exp	56	12	68	48	54	102	230	90
NLD1	Sam	van Niersen	Nov	56	16	72	73	21	94	210	91
DNK1	Sofie	Vester	Fem	72	31	103	5	0	5	205	92
BWA5	Abel	Kgalemang	Nov	57	46	103	17	16	33	205	93
FIN3	Anni	Teittinen	Fem	58	44	102	58	0	58	200	94
ZAF2	Bhekani Michael	Ntamane	Exp	47	51	98	22	35	57	180	95
BWA5	Augustine	Tlhaga	Nov	51	47	98	0	20	20	180	96
NLD2	Lizzie	Wijnhoven	Fem	65	19	84	58	16	74	170	97
INT4	Puso Duncan	Habangana	Nov	0	0	0	43	50	93	155	98
FIN1	Maarit	Timonen	Fem	46	35	81	50	24	74	155	99
USA5	Zachary	Grimes	Nov	57	15	72	31	49	80	140	100
BWA5	Kethobogile	Goilwang	Nov	23	65	88	0	3	3	130	101
EST1	Raul	Reiljan	Nov	37	16	53	40	47	87	125	102
NLD1	Finn	Esseboom	Nov	34	0	34	49	35	84	110	103
NOR1	Johan Kristian	Bø	Nov	38	23	61	37	47	84	110	104
USA6	Susan	Janfrancisco	Fem	46	0	46	49	35	84	110	105
BWA1	Chibi	Matengu	Fem	24	0	24	48	35	83	105	106
ZAF1	Ingrid	Botha	Fem	44	0	44	48	34	82	100	107
ZAF1	Tina	van Rooyen	Fem	62	16	78	53	12	65	95	108
SWE1	Olga	Wollbo	Fem	62	12	74	45	23	68	90	109
BWA4	Bakang	Otisitswe	Nov	43	35	78	0	10	10	80	110
BWA3	Babonetse Christophe	Mokgweetsi	Nov	51	12	63	30	43	73	60	111
FIN4	Elia	Holma	Exp	37	12	49	33	38	71	45	112
BWA2	Neo Magdelene	Mbulawa	Fem	37	32	69	27	35	62	35	113
INT2	Balisi	Tshwenyego	Nov	5	0	5	60	0	60	0	114
INT3	Ntwaagae	Tumelo	Nov	0	23	23	10	0	10	0	115
INT5	PHILIP	STREMTAN	Exp	32	16	48	21	12	33	0	116
ZAF1	Pinola	Pillay	Fem	34	0	34	36	15	51	0	117
FIN2	Ari	Piironen	Nov	45	12	57	18	0	18	0	118
BWA2	Judith Julliet M	Gasebone	Fem	6	16	22	15	16	31	0	119
FIN4	Jonne	Ahmavuo	Nov	42	0	42	40	22	62	0	120